


MUJIE 慕杰®

YOUR AUTOMATION, YOUR MUJIE!

模拟量输出，抗干扰能力强
Analog output, strong anti-interference ability



模拟量接近传感器MA30系列 Analog proximity sensor MA30 series

► 型号说明 Model Explanation

M	A	30	-15	-5V	-Z	-□	-□
基本型号Model M:型号代码 Model code M□: 特殊型号定义 Special definition	传感器类别: A:模拟量 Analog proximity sensor	直径OD: 30:30mm	检测距离 Sensing distance: 15:15mm	输出方式Output configuration: 5V:0-5V 10V:0-10V 0A:0-20mA 4A:4-20mA	产品等级 Product grade: Z:Z级	线缆长度 Cable length (标配2米 Standard Cable length is 2m) 5 : 5m	客户定制 Customized informat

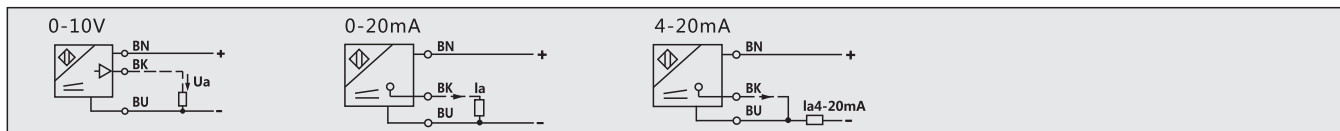
► 产品种类 Product Category

型号 Model	形状 Appearance	检测距离 Sensing distance	输出规格 Output configuration	连接方式 Connection mode
MA30-15NK-Z	非埋入 Unshielded	15mm	5V:0-5V 10V:0-10V 0A:0-20mA 4A:4-20mA	导线引出/航插 Cable line/Plug
MA30-10NK-Z	埋入 Shielded	10mm	5V:0-5V 10V:0-10V 0A:0-20mA 4A:4-20mA	导线引出/航插 Cable line/Plug

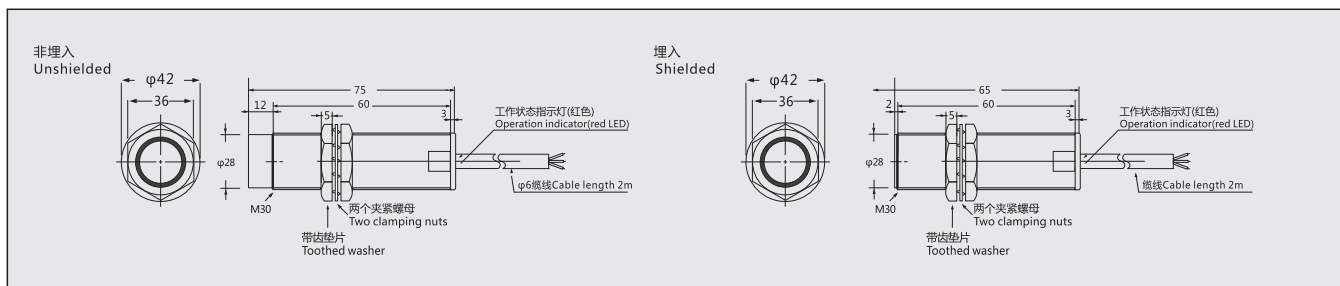
► 技术规格 Specification

型号Type	MA30-10/15-5V/10V/0A/4A
电源电压 Voltage	直流DC:15-30VDC
检测距离 Sensing distance	15mm/10mm
开关点偏移 Switch point offset	<±10%Sr
线性度 Linearity	<±5%
负载电流 Load current	电压输出RL≥4.7KΩ, 电流输出RL≤470Ω
频率 Frequency	200Hz
极性保护 Polarity protection	Yes
工作状态指示灯 Indicator	动作显示(红色LED) Operation indicator(Red LED)
环境温度 Ambient temperature	-25~+70°C(不结冰with no icing)
环境湿度 Ambient humidity	工作时/保存时 Operating/Storage:35~95%RH
绝缘电阻 Insulation resistance	50MΩ max. (DC500V) 充电部总体与外壳间 Between current-carrying parts and case
耐电压 Dielectric strength	AC1000V max. 50~60Hz 1min 充电部总体与外壳间 Between current-carrying parts and case
重复精度 Repeat precision	<5%
振动(耐久) Vibration resistance	10~55Hz复振幅1.5mmX, Y, Z各方向2h double amplitude for 2 hours each in X, Y and Z directions
冲击(耐久) Shock resistance	500m/s²X, Y, Z各方向10次 500m/s² 10 times each X, Y and Z directions
防护等级 Degree of protection	IEC IP67
外壳 Case	镍铜合金 Brass-nicke plated

► 电路输出方式(示例) Example for output circuit



► 安装尺寸图 Mounting Dimensions(单位Unit:mm)



编码器/磁栅尺
Encoder/Magnetic Scale

位移/倾角/计数器
Displacement /Inclination /Counter

接近加速度/温度
Proximity/Acceleration/Temperature

光电/超声波/区域
Photoelectric/Ultrasonic/Area

压力/称重
Pressure / load cell

联轴器/附件
Couplings/Accessories