
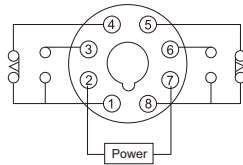

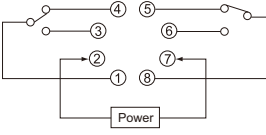

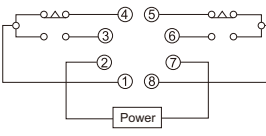

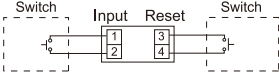

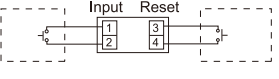

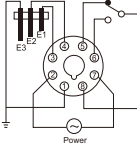


# 时间继电器系列 Time relay series

- Compact Size
- High Delay Accuracy
- Wide Time Range

# MUJIE-INT

| 型号Model and image  | 技术参数 Technical Data |  | 连接图 Connection Diagram   |
|--|---------------------|--|--|
|  <p>M3BA/ST4P</p> | Voltage             | AC12-240V 50/60Hz DC12-24V   |   |
|  | Contact             | ST4P-, ST4P-8: DPDT<br>H3BA-8H:One Inst. One Delay Output                    |  |
|  | Operation           | Time-limit operation/<br>self-resetting/external resetting                   |  |
|  | Timing Range        | (S, M, H, 10H) 0.05-0.5, 0.5-5H, 0.1-1, 1-10H<br>0.5-5, 5-50H, 1-10, 10-100H |  |
|  <p>M3CT-8</p>    | Voltage             | AC12-380V 50/60Hz DC12-110V  |   |
|  | Contact             | DPDT   |  |
|  | Operation           | On-delay   |  |
|  | Timing Range        | 0.05-300H  |  |
|  <p>M3CR-A8</p>  | Voltage             | AC12-380V 50/60Hz DC12-110V  |  |
|  | Contact             | DPDT   |  |
|  | Operation           | Off-delay  |  |
|  | Timing Range        | 0.05-300H  |  |

| 型号Model and image  | 技术参数 Technical Data |   | 连接图 Connection Diagram  |
|--|---------------------|---|---|
|  <p>MXC3L</p>   | Voltage             | Built-in Power Supply (no need power)   |  |
|  | Contact             | -                                       |   |
|  | Operation           | -                                       |   |
|  | Timing Range        | 99999.9H 9999D23H<br>9999H59M 99H59M59S |   |
|  <p>MXC3J</p>   | Voltage             | Built-in Power Supply (no need power)   |  |
|  | Contact             | SPDT                                    |   |
|  | Operation           | Contact-pulse, Photo Electric Enumer    |   |
|  | Timing Range        | 1-999999 Through the switch on plate    |   |
|  <p>M61F-GP</p> | Voltage             | AC220V±10% 50/60Hz                      |  |
|  | Contact             | SPDT                                    |   |
|  | Operation           | -                                       |   |
|  | Timing Range        | -                                       |   |

Operating Voltage:

220:AC220V D24: DC24V A24:AC24V H00:AC/DC12-240V More...